

Funcionarios	80
Contratistas	279
Total Personal	359


	Funcionarios	Contratistas	Total
Desp.	7	0	7
SAI	14	102	116
SRI	16	91	107
SAF	23	22	45
OAJ	9	25	34
OS	5	23	28
Com	0	10	10
OAP	4	3	7
OCI	2	3	5
Total	80	279	359

	Funcionarios	Censados	%
Despacho	7	7	100%
SAI	14	14	100%
SRI	16	16	100%
SAF	23	23	100%
OAJ	9	9	100%
OS	5	5	100%
OAP	4	4	100%
OCI	2	2	100%
Total	80	80	100%

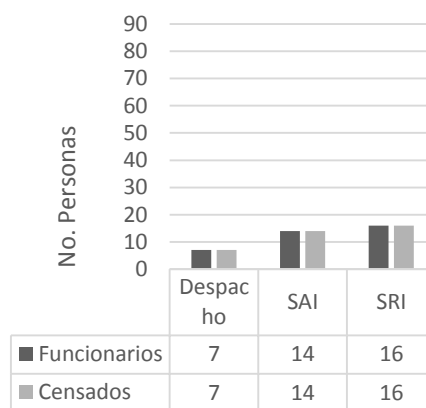
	Contratistas	Censados	%
SAI	102	102	100%
SRI	91	91	100%
SAF	22	22	100%
OAJ	25	25	100%
OS	23	23	100%
Com	10	10	100%
OAP	3	3	100%
OCI	3	3	100%
Total	279	279	100%

	Total	Censados	%
Desp.	7	7	100%
SAI	116	116	100%
SRI	107	107	100%
SAF	45	45	100%
OAJ	34	34	100%
OS	28	28	100%
Com	10	10	100%
OAP	7	7	100%
OCI	5	5	100%

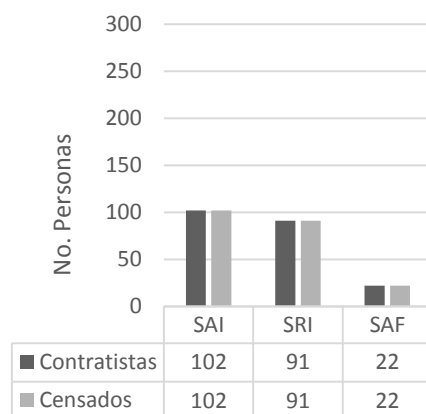
Defensoría de



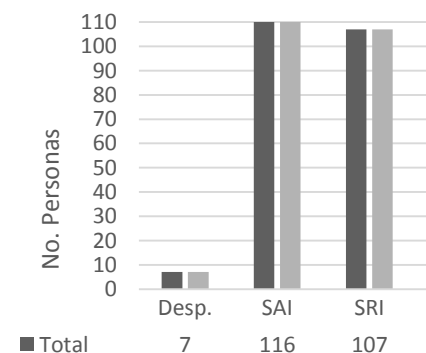
Funcionarios



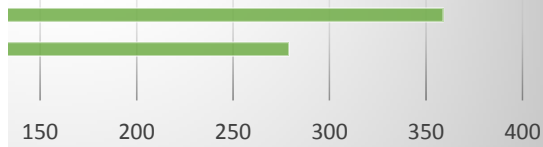
Contratistas



Total Defensoría

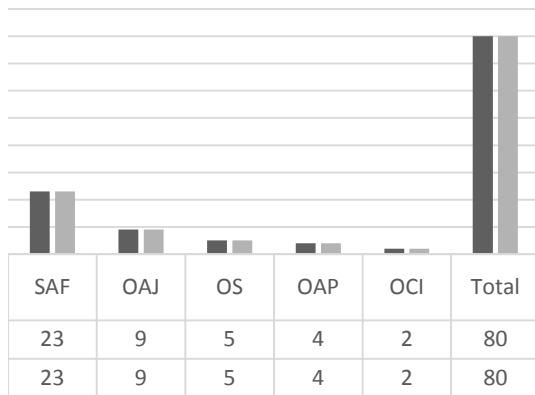


El Espacio Público

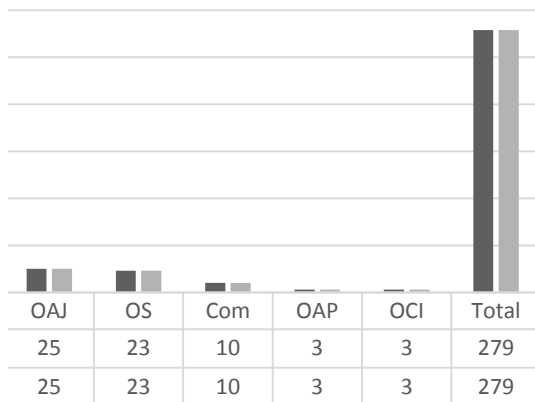


Contratistas	Total Personal
279	359

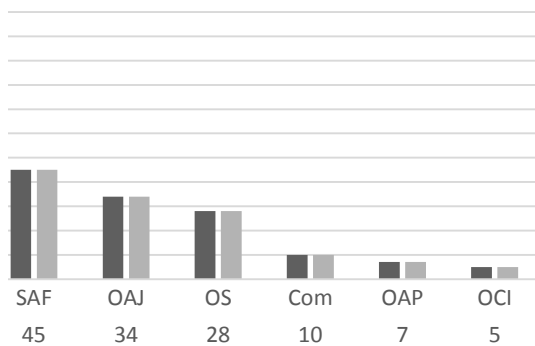
arios por Área



istas por Área



ía del Espacio Público



45

34

28

10

7

5